



2nd Annual BRAIN Initiative Investigators Meeting

BRAIN Initiative Investigators Meeting -- Poster Schedule

Posters will be available to view during two sessions on Thursday, December 10 and Friday, December 11, 2015. Posters should be left up for both sessions, and should be removed by 4:30 p.m. on Friday, December 11. Assigned poster boards are listed below. Each poster presenter is also assigned a Session Number, corresponding to the first and second half of each session. Investigators are expected to present their posters during one of the following time slots:

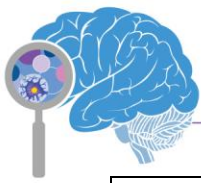
Session 1A: December 10, 3:30 p.m.–5:15 p.m.

Session 1B: December 10, 5:15 p.m.–7:00 p.m.

Session 2A: December 11, 8:30 a.m.–10:15 a.m.

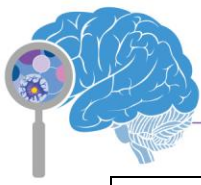
Session 2B: December 11, 10:15 a.m.–12:00 p.m.

Poster No.	Title	Contact PI Name	Session No.
1	Development of a Scalable Methodology for Imaging Neuropeptide Release in The Brain	Anderson, David J.	1A
2	Dynamic Network Computations for Foraging in an Uncertain Environment	Angelaki, Dora	1B
3	EAGER: Enabling Discovery and Scientific Collaboration on Human Memory Via The Web-Based Atlas and Tissue Bank for Patient H.M.'S Brain	Annese, Jacopo	2A
4	Sparse, Strong and Large Area Targeting of Genetically Encoded Indicators	Antic, Srdjan D.	2B
5	BRAIN EAGER: Building Reliable High-Throughput Consensus for Neuronal Morphologies	Ascoli, Giorgio	1B
6	Reshaping The Functional Brain Connectome to Enhance Human Intelligence	Barbey, Aron	1A
7	EAGER: Biomimetic Materials for Improving Abiotic-Biotic Signal Transduction in Brain-Machine Interfaces	Bettinger, Christopher	2A
8	Intrabody-Dependent Activation of Cell-Specific Gene Expression in CNS	Blackshaw, Seth	2B
9	BRAIN EAGER: a Novel Toolkit for Imaging Transcription in Vivo	Bloodgood, Brenda	1A



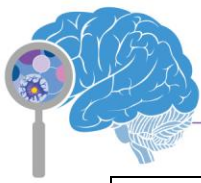
2nd Annual BRAIN Initiative Investigators Meeting

Poster No.	Title	Contact PI Name	Session No.
10	BRAIN EAGER: Spatially-Resolved in Vivo Optogenetic Stimulation and Imaging Platform	Boppart, Stephen	1B
11	Ultra-Multiplexed Nanoscale in Situ Proteomics for Understanding Synapse Types	Boyden, Edward S.	2A
12	Imaging The Brain in Motion: The Ambulatory Micro-Dose, Wearable PET Brain Imager	Brefczynski-Lewis, Julie Ann	2B
13	Mechanisms of Neural Circuit Dynamics in Working Memory	Brody, Carlos D.	1A
14	Virtual Brain Electrode (VIBE) for Imaging Neuronal Activity	Bulte, Jeff W.	1B
15	Neuron Selective Modulation of Brain Circuitry in Non-Human Primates	Caskey, Charles F.	2A
16	NCS-FO: The Structure of Neural Variability During Motor Learning	Chase, Steven	2B
17	Advancing MRI & MRS Technologies for Studying Human Brain Function and Energetics	Chen, Wei	1A
18	Carbon Thread Arrays for High Resolution Multi-Modal Analysis of Microcircuits	Chestek, Cynthia Anne	1B
19	BRAIN EAGER: Socially Situated Neuroscience: Creating a Suite of Tools for Studying Sociality and Interoception	Chiba, Andrea	2A
20	A New Strategy for Cell-Type Specific Gene Disruption in Flies and Mice	Clandinin, Thomas Robert	2B
21	BRAIN EAGER: Using Optogenetic Techniques in Combination With Free Flight Perturbations to Elucidate Neural Structure Governing Flight Control in D. Melanogaster	Cohen, Itai	1A
22	NCS-FO: Assaying Neural Individuality and Variation in Freely Behaving People Based on Qeeg	Contreras-Vidal, Jose	1B



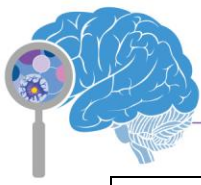
2nd Annual BRAIN Initiative Investigators Meeting

Poster No.	Title	Contact PI Name	Session No.
23	BRAIN EAGER: Integrated Measurement of Dopamine Release and Large-Scale Ensemble Activity in Behaving Animals	Cowen, Stephen	2A
24	ARIADNE: Algorithms for Representation and Inference Informed by The Acquisition of Data From Neuroscience Experiments	Cox, David	2B
25	Multiscale Imaging of Spontaneous Activity in Cortex: Mechanisms, Development and Function	Crair, Michael	1A
26	High Resolution Deep Tissue Calcium Imaging With Large Field of View Wavefront Correction	Cui, Meng	1B
27	Biological Living Electrodes Using Tissue Engineered Axonal Tracts to Probe and Modulate The Nervous System	Cullen, Daniel Kacy	2A
28	DARPA SUBNETS: Unlearning Neural Systems Dysfunction in Neuropsychiatric Disorders	Dawes, Heather	2B
29	Vascular Interfaces for Brain Imaging and Stimulation	Desimone, Robert	1A
30	Non-Degenerate Multiphoton Microscopy for Deep Brain Imaging	Devor, Anna	1B
31	Integrative Functional Mapping of Sensory-Motor Pathways	Dickinson, Michael H.	2A
32	BRAIN EAGER: Danionella Translucida: a New Fish Model for Systems Neuroscience	Douglass, Adam	2B
33	Anion Channelrhodopsin-Based Viral Tools to Manipulate Brain Networks in Behaving Animals	Dragoi, Valentin	1A
34	Epigenomic Mapping Approaches for Cell-Type Classification in The Brain	Ecker, Joseph R.	1B



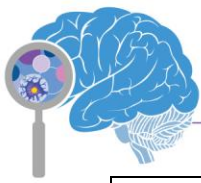
2nd Annual BRAIN Initiative Investigators Meeting

Poster No.	Title	Contact PI Name	Session No.
35	A Robust Ionotropic Activator for Brain-Wide Manipulation of Neuronal Function	Ellington, Andrew D.	2A
36	Neural Circuits in Zebrafish: Form, Function and Plasticity	Engert, Florian	2B
37	Transdiagnostic Restoration of Affective Networks via Systematic, Function-Oriented, Real-time, Modeling and Deep Brain Stimulation (TRANSFORM DBS)	Eskandar, Emad	1A
38	MRI Corticography (Mrcog): Micro-Scale Human Cortical Imaging	Feinberg, David Alan	2A
39	BRAIN EAGER: Development of Robotic Microscopy to Monitor The Longitudinal Molecular Dynamics of Single Neurons and Circuits in Situ in Mammalian Brain	Finkbeiner, Steven	1B
40	In-Vivo Circuit Activity Measurement at Single Cell, Sub-Threshold Resolution	Forest, Craig	2B
41	Modular Systems for Measuring and Manipulating Brain Activity	Frank, Loren M.	1A
42	Neural Monitoring With Magnetically-Focused Electrical Impedance Tomography (Mf-EIT)	Freeman, Daniel Kenneth	1B
43	High-Density Recording and Stimulating Microelectrodes	Gardner, Timothy James	2A
44	Imaging Brain Function in Real World Environments & Populations With Portable MRI	Garwood, Michael G.	2B
45	CAREER: Solving Olfactory Circuits in The Drosophila Larva	Gershow, Marc	1A
46	Defining Cell Types, Lineage, and Connectivity in Developing Human Fetal Cortex	Geschwind, Daniel H	1B
47	NCS-FO: A Circuit Theory of Cortical Function	Gilbert, Charles	2A



2nd Annual BRAIN Initiative Investigators Meeting

Poster No.	Title	Contact PI Name	Session No.
48	BRAIN EAGER: Multiscale Dynamics and Emergent Properties of Suprachiasmatic Circuits in Real Time	Gillette, Martha	2B
49	NCS-FO: The Role of Noise in Mental Exploration for Learning	Gold, Joshua	1A
50	Building and Sharing Next Generation Open-Source, Wireless, Multichannel Miniaturized Microscopes for Imaging Activity in Freely Behaving Mice	Golshani, Peyman	1B
51	NCS-FO: Real-Time Optical Readout and Control of Population Neural Activity With Cellular Resolution	Gong, Yiyang	2A
52	Large-Scale Electrophysiological Recording and Optogenetic Control System	Goodell, Albert Baldwin	2B
53	An Optogenetic Toolkit for The Interrogation and Control of Single Cells.	Hannon, Gregory J.	1A
54	BRAIN EAGER: High-Resolution Multimodal Acousto-Electromagnetic Neuroimaging of Brain Activity	He, Bin	1B
55	Generating Multiple Circuit and Neuron Type Specific AAV Vectors With Cross-Species Applicability	He, Zhigang	2A
56	BRAIN EAGER: Integrative Cross-Modal and Cross-Species Brain Models: Motivation and Reward	Heller, Katherine	2B
57	Multi-Area Two-Photon Microscopy for Revealing Long-Distance Communication Between Multiple Local Brain Circuits	Helmchen, Fritjof	1A
58	SCAPE Microscopy for High-Speed In-Vivo Volumetric Microscopy in Behaving Organisms	Hillman, Elizabeth M.	1B
59	Developing Drivers for Neuron Type-Specific Gene Expression	Hobert, Oliver	2A



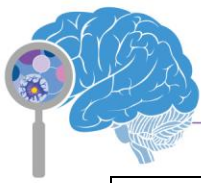
2nd Annual BRAIN Initiative Investigators Meeting

Poster No.	Title	Contact PI Name	Session No.
60	High-Bandwidth Wireless Interfaces for Continuous Human Intracortical Recording	Hochberg, Leigh R.	2B
61	BRAIN EAGER: Genetically Encoded Light Sources for Non-Invasive Optogenetics	Hochgeschwender, Ute	1B
62	Employing Subcellular Calcium to Control Membrane Voltage	Hochgeschwender, Ute H.	2A
63	Fluorescent in Situ Sequencing (FISSEQ): a Massively Multiplex Panomic Technology	Inverso, Samuel	1A
64	BRAIN EAGER: Analysis of Brain Circuits With Optically Controlled Synaptic GPCRs	Isacoff, Ehud	2B
65	X-ray microtomography of whole mouse brains: preliminary results, and expected capabilities	Jacobsen, Chris	2B
66	Multiscale Analysis of Sensory-Motor Cortical Gating in Behaving Mice	Jaeger, Dieter	1A
67	LIPS: a Novel Technology for Spatial and Temporal Control of Protein Synthesis in Dendritic Spines	Jaffrey, Samie R.	1B
68	Calcium Sensors for Molecular fMRI	Jasanoff, Alan	2A
69	Toward Functional Molecular Neuroimaging Using Vasoactive Probes in Human Subjects.	Jasanoff, Alan	2B
70	Crowd Coding in The Brain:3D Imaging and Control of Collective Neuronal Dynamics	Kanold, Patrick O.	1A
71	NCS-FO: Integrating Neural Interfaces and Machine Intelligence for Advanced Neural Prosthetics	Katyal, Kapil	2A
72	BRAIN: EAGER: Memory Reactivation in Neural Circuits Over Long, Continuous Timescales	Kemere, Caleb	2B
73	Optical Tools for Extended Neural Silencing	Kennedy, Matthew J.	1B

December 10-11, 2015
Bethesda North Marriott Hotel
& Conference Center

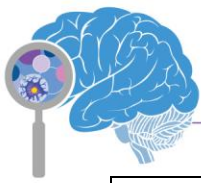


Office of the Director of National Intelligence
IARPA
BE THE FUTURE



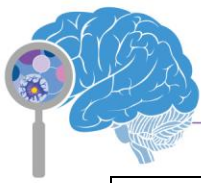
2nd Annual BRAIN Initiative Investigators Meeting

Poster No.	Title	Contact PI Name	Session No.
74	BRAIN EAGER: Novel Targeting Strategies for Projection-Specific Mapping of Neurons	Kepecs, Adam	1A
75	Computational and Circuit Mechanisms for Information Transmission in The Brain	Kepecs, Adam	1B
76	BRAIN EAGER: Closed Loop Computing in The Brainstem	Kleinfeld, David	2A
77	Revealing The Connectivity and Functionality of Brain Stem Circuits	Kleinfeld, David	2B
78	Fluorescent Sensors for Imaging External Potassium in The Brain	Kobertz, William R.	1A
79	Massive Scale Electrical Neural Recordings in Vivo Using Commercial ROIC Chips	Kording, Konrad P.	1B
80	CAREER: Mathematical Modeling and Computational Studies of Human Seizure Initiation and Spread	Kramer, Mark	2A
81	Optical Control of Synaptic Transmission for in Vivo Analysis of Brain Circuits and Behavior	Kramer, Richard H.	2B
82	Network Basis of Action Selection	Kreitzer, Anatol	1A
83	Mapping The Developing Human Neocortex by Massively Parallel Single Cell Analysis	Kriegstein, Arnold	1B
84	Genetically Encoded Reporters of Integrated Neural Activity for Functional Mapping of Neural Circuitry	Lam, Kit S.	2A
85	Neurotransmitter Absolute Concentration Determination With Diamond Electrode	Lee, Kendall H.	2B
86	Visual Cortical Neural Circuits for Compositional Learning and Inference	Lee, Tai Sing	1A
87	NCS-FO: Integrative Neural Approaches to Understanding Science Text Comprehension	Li, Ping	1B



2nd Annual BRAIN Initiative Investigators Meeting

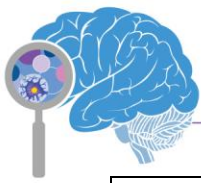
Poster No.	Title	Contact PI Name	Session No.
88	Optogenetic Mapping of Synaptic Activity and Control of Intracellular Signaling	Lin, John Yu-Luen	2A
89	INSPIRE: Memory Storage by Variable-Size Stable Structures	Lisman, John	2B
90	Tracing Brain Circuits by Transneuronal Control of Transcription	Lois, Carlos	1A
91	NCS-FO: Collaborative Research: Understanding Individual Differences in Cognitive Performance: Joint Hierarchical Bayesian Modeling of Behavioral and Neuroimaging Data	Lu, Zhong-Lin	1B
92	Seamless Integration of Neuroscience Models and Tools With HPC - Easy Path to Supercomputing for Neuroscience	Majumdar, Amitava	2A
93	Expansion Sequencing (ExSeq)	Marblestone, Adam	2B
94	Can Cognitive Training and Transcranial Electrical Stimulation Enhance Fluid Intelligence?	Mathan, Santosh	1A
95	BRAIN EAGER: Solving The Code of Olfaction Using Nano-Robot Switchable Odorants	Matsunami, Hiroaoki	1B
96	Collaborative Research: Analysis of The Mammalian Olfactory Code	Matsunami, Hiroaoki	2A
97	The Role of Patterned Activity in Neuronal Codes for Behavior	Maunsell, John H.R.	2B
98	Self-Motile Electrodes for Three Dimensional, Non-Perturbative Recording and Stimulation	Melosh, Nicholas A.	1A
99	NCS-FO: Imaging Synaptic Activity Deep in The Brain Using Super-Resolution Cannula Microscopy	Menon, Rajesh	1B
100	Ultra-Miniaturized Single Fiber Probe for Functional Brain Imaging in Freely Moving Animals	Mertz, Jerome C.	2A



2nd Annual BRAIN Initiative Investigators Meeting

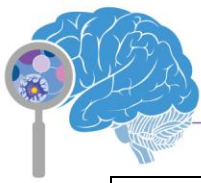
Poster No.	Title	Contact PI Name	Session No.
101	Collaborative Research: BRAIN EAGER: Stretchable Graphene Transistors for High Signal, High Channel Count Neural Recording	Minot, Ethan	2B
102	BRAIN EAGER: The Virtual Neuroanatomist: Using Machine Intelligence to Study Intelligent Machines	Mitra, Partha	1A
103	An Inducible Molecular Memory System to Record Transient States of CNS Cells	Mitra, Robi D.	1B
104	INSPIRE_Deciphering The Genealogy of Neurons Via Planetary Biodiversity Capture	Moroz, Leonid	2A
105	BRAIN EAGER: Closing The Loop on Social Behaviors, From Mathematical Models to Neural Circuit Dynamics	Murthy, Mala	2B
106	Collaborative Research: Olfactory Navigation: Dynamic Computing in The Natural Environment	Nagel, Katherine	1A
107	Interdisciplinary Training in Computational Neuroscience for Researchers From Graduate and Medical Students to Junior Faculty	Nair, Satish S.	1B
108	Next Generation High-Throughput Random Access Imaging, in Vivo	Nedivi, Elly	2A
109	Combining Genetics, Genomics, and Anatomy to Classify Cell Types Across Mammals	Nelson, Sacha B	2B
110	Classification of Cortical Neurons by Single Cell Transcriptomics	Ngai, John J.	1A
111	NCS-FO: Collaborative Research: Sleep's Role in Determining The Fate of Individual Memories	Norman, Kenneth	1B





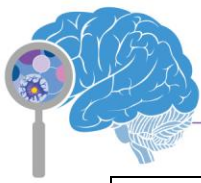
2nd Annual BRAIN Initiative Investigators Meeting

Poster No.	Title	Contact PI Name	Session No.
112	Sonoelectric Tomography (SET): High-Resolution Noninvasive Neuronal Current Tomography	Okada, Yoshio	2A
113	NCS-FO: Algorithmically Explicit Neural Representation of Visual Memorability	Oliva, Aude	2B
114	Towards Quantitative Cell Type-Based Mapping of The Whole Mouse Brain	Osten, Pavel	1A
115	Label-Free 4D Optical Detection of Neural Activity	Park, B. Hyle	1B
116	Conducting Polymer Nanowires for Neural Modulation	Payne, Christine K.	2A
117	Towards Decoding of Generic Mental Representation From fMRI Data	Periera, Francisco	2B
118	Three Dimensional Holography for Parallel Multi-Target Optogenetic Circuit Manipulation	Picaud, Serge	1A
119	Development of Protein-Based Voltage Probes	Pieribone, Vincent A.	1B
120	High-Speed Deep Brain Imaging and Modulation With Ultrathin Minimally Invasive Probes	Piestun, Rafael	2A
121	BRAIN EAGER: Flashes of Insight: Revealing Dynamic Mental Models During Rodent Virtual Reality Foraging	Pitkow, Xaq	2B
122	Potentiometric Photoacoustic Imaging of Brain Activity Enabled by Near Infrared to Visible Light Converting Nanoparticles	Prasad, Paras N.	1A
123	BRAIN EAGER: Discovery and Characterization of Neural Circuitry From Behavior, Connectivity Patterns and Activity Patterns	Priebe, Carey	1B
124	Neural Ensembles Underlying Natural Tracking Behavior	Priebe, Nicholas J.	2A
125	NCS-FO: Identifying Design Principles of Neural Cells	Qutub, Amina	2B



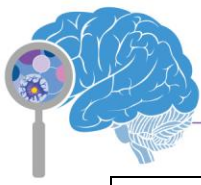
2nd Annual BRAIN Initiative Investigators Meeting

Poster No.	Title	Contact PI Name	Session No.
126	Multiplexed Multiphoton Interrogation of Brain Connectomics	Ramachandran, Siddharth	1A
127	Five-Dimensional Optoacoustic Tomography for Large-Scale Electrophysiology in Scattering Brains	Razansky, Daniel	1B
128	Northern Lights Collaboration for Better 2-Photon Probes	Rebane, Aleksander	2A
129	Behavioral Readout of Spatiotemporal Codes Dissected by Holographic Optogenetics	Rinberg, Dmitry	2B
130	DARPA RAM: Improving Human Memory Performance Via Electrical Stimulation of The Medial Temporal Lobe	Rizzuto, Daniel	1A
131	BRAIN EAGER: Tagging The Genetic, Synaptic, and Network Origins of Learning From Social Experiences	Roberts, Todd	1B
132	Genetic Tools and Imaging Technology for Mapping Cholinergic Engrams of Anxiety	Role, Lorna W.	2A
133	Dreadd2.0: an Enhanced Chemogenetic Toolkit	Roth, Bryan L.	2B
134	Modular Nanophotonic Probes for Dense Neural Recording at Single-Cell Resolution	Roukes, Michael L.	1A
135	Identification of Enhancers Whose Activity Defines Cortical Interneuron Types	Rubenstein, John L. R.	1B
136	Novel Optrodes for Large-Scale Electrophysiology and Site-Specific Stimulation	Sabatini, Bernardo L.	2A
137	Lagging or Leading? Linking Substantia Nigra Activity to Spontaneous Motor Sequences	Sabatini, Bernardo L.	2B
138	Neuronal Voltage Tracers for Photoacoustic Imaging in The Deep Brain	Sack, Jon Thomas	1A



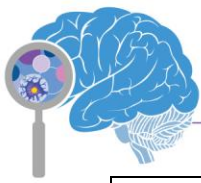
2nd Annual BRAIN Initiative Investigators Meeting

Poster No.	Title	Contact PI Name	Session No.
139	Whole-Brainbow Calcium Dynamics in Freely-Behaving <i>C. Elegans</i>	Samuel, Aravinthan	1B
140	Comprehensive Classification of Neuronal Subtypes by Single Cell Transcriptomics	Sanes, Joshua R.	2A
141	BRAIN EAGER: Analyzing and Modeling Power-Law Behaviors in Neuroscience	Santamaria, Fidel	2B
142	Planning Grant: Collaborative Research: I/UCRC for Building Reliable Advances and Innovation in Neurotechnology (BRAIN)	Santello, Marco	1A
143	Classifying Cortical Neurons by Correlating Transcriptome With Function	Scanziani, Massimo	1B
144	Central Thalamic Stimulation for Traumatic Brain Injury	Schiff, Nicholas D.	2A
145	Implantable Brain Microelectromechanical Magnetic Sensing and Stimulation (MEMS-MAGSS)	Schiff, Steven J.	2B
146	Engineered Viral Tropism for Cell-Type Specific Manipulation of Neuronal Circuits	Schmidt, Daniel	1A
147	Protein Voltage Sensors: Kilohertz Imaging of Neural Dynamics in Behaving Animals	Schnitzer, Mark J.	1B
148	Cosmo - Summer School in Computational Sensory-Motor Neuroscience	Schrater, Paul R.	2A
149	A Novel Approach for Cell-Type Classification and Connectivity in The Human Brain	Sestan, Nenad	2B
150	Vertically Integrated Approach to Visual Neuroscience: Microcircuits to Behavior	Seung, Hyunjune Sebastian	1A



2nd Annual BRAIN Initiative Investigators Meeting

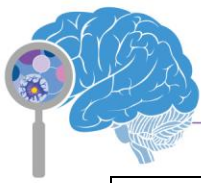
Poster No.	Title	Contact PI Name	Session No.
151	NCS-FO: Collaborative Research: Individual Variability in Human Brain Connectivity, Modeled Using Multi-Scale Dynamics Under Energy Constraints	Siegelmann, Hava	1B
152	Ideas Lab Collaborative Research: Using Natural Odor Stimuli to Crack The Olfactory Code	Smith, Brian	2A
153	BRAIN EAGER: Panoramic, Dynamic, Multi-Region Two-Photon Microscopy for Systems Neuroscience	Smith, Spencer	2B
154	Towards a Complete Description of The Circuitry Underlying Memory Replay.	Soltesz, Ivan	1A
155	Berkeley Course on Mining and Modeling of Neuroscience Data	Sommer, Friedrich T.	1B
156	US-German Data Sharing: Integrating Distributed Data Resources to Enable New Research Approaches in Neuroscience	Sommer, Friedrich T.	2A
157	Path Toward MRI With Direct Sensitivity to Neuro-Electro-Magnetic Oscillations	Song, Allen W.	2B
158	Mapping Neuronal Chloride Microdomains	Staley, Kevin J.	1A
159	BRAIN EAGER: Robust Longitudinal Characterization of Brain Oscillations in The First 3 Years of Life	Stamoulis, Catherine	1B
160	Remote Regulation of Neural Activity	Stanley, Sarah Amy	2A
161	Cortical Circuits and Information Flow During Memory-Guided Perceptual Decisions	Sur, Mriganka	2B
162	Massive-scale multi-area single neuron recordings to reveal circuits underlying short-term memory	Sur, Mriganka	1A
163	BRAIN Initiative: Integrated Multimodal Analysis of Cell and Circuit-Specific Processes in Hippocampal Function	Sweedler, Jonathan V.	1B



2nd Annual BRAIN Initiative Investigators Meeting

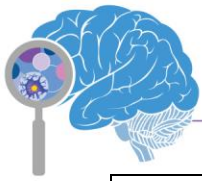
Poster No.	Title	Contact PI Name	Session No.
164	NCS-FO: Collaborative Research: Micro-Scale Real-Time Decoding and Closed-Loop Modulation of Human Language	Tandon, Nitin	2A
165	Optical Tools to Study Neuropeptide Signaling	Tantama, Mathew	2B
166	Genetically Encoded Sensors for The Biogenic Amines: Watching Neuromodulation in Action	Tian, Lin	1A
167	Reverse Engineering Neocortical Intelligence	Tolias, Andreas	1A
168	Dissecting Human Brain Circuits in Vivo Using Ultrasonic Neuromodulation	Tsao, Doris Ying	1B
169	High-Speed Volumetric Imaging of Neuronal Network Activity at Depth Using Multiplexed Scanned Temporal Focusing (MuST)	Vaziri, Alipasha	2A
170	BRAIN EAGER: Electrogenetic Reporters of Neural Activity	Wachowiak, Matt	2B
171	BRAIN EAGER: Wireless Measurement of Neuronal Currents Using Spin-Torque Nano-Oscillators	Waks, Edo	1A
172	Magnetic Particle Imaging (MPI) for Functional Brain Imaging in Humans	Wald, Lawrence L.	1B
173	Fast High-Resolution Deep Photoacoustic Tomography of Action Potentials in Brains	Wang, Lihong	2A
174	Use of Calcium Indicator Proteins in Spike Counting Mode	Wang, Samuel Sheng-Hung	2B
175	BRAIN EAGER: Cell-Type-Specific Optogenetics in Wild-Type Animals	Wickersham, Ian	2B
176	Novel Technologies for Nontoxic Transsynaptic Tracing	Wickersham, Ian	2B
177	Anterograde Monosynaptic Tracing	Wickersham, Ian	2B
178	High Resolution Electrical Brain Mapping by Real-Time and Portable 4D Acoustoelectric Imaging	Witte, Russell S.	1A





2nd Annual BRAIN Initiative Investigators Meeting

Poster No.	Title	Contact PI Name	Session No.
179	Imaging in Vivo Neurotransmitter Modulation of Brain Network Activity in Real-time	Wong, Dean Foster	1B
180	Neurophysiologically Based Brain State Tracking & Modulation in Focal Epilepsy	Worrell, Gregory A.	2A
181	Optimization of 3-Photon Microscopy for Large Scale Recording in Mouse Brain	Xu, Chris	1A
182	Wavefront Sensor for Deep Imaging of Mouse Brain	Xu, Chris	1B
183	BRAIN EAGER: New Tools for Real-Time Imaging of Molecular-Resolution Connectomics of Synapses	Xu, Xia	2A
184	Time-Reversal Optical Focusing for Noninvasive Optogenetics	Yang, Changhuei	1A
185	Novel Genetic Strategy for Sparse Labeling and Manipulation of Mammalian Neurons	Yang, Xiangdong William	1B
186	UNS: Brain-On-A-Chip for Traumatic Brain Injury Drug Discovery	Yarmush, Martin	2A
187	BRAIN EAGER: Going All Wireless to Establish Bats As The First Mammalian Model System for Vocal Learning	Yartsev, Michael	1A
188	Modular High-Density Optoelectrodes for Local Circuit Analysis	Yoon, Euisik	1B
189	BRAIN EAGER: Novel Thermo-Genetic Tools for Extrinsic Control of Neuronal Circuits	Zars, Troy	2A
190	A Viral System for Light-Dependent Trapping of Activated Neurons	Zemelman, Boris V	2B
191	Establishing a Comprehensive and Standardized Cell Type Characterization Platform	Zeng, Hongkui	1A
192	A Novel Approach to Examine Slow Synaptic Transmission in Vivo	Zhong, Haining	1B



2nd Annual BRAIN Initiative Investigators Meeting

Poster No.	Title	Contact PI Name	Session No.
193	Space-Division Multiplexing Optical Coherence Tomography for Large-Scale, Millisecond Resolution Imaging of Neural Activity	Zhou, Chao	2A

December 10-11, 2015
Bethesda North Marriott Hotel
& Conference Center



Office of the Director of National Intelligence
I A R P A
BE THE FUTURE