

Disjoint dijoins

Maria Chudnovsky¹

Columbia University, New York, NY 10027, USA

Katherine Edwards²

Princeton University, Princeton, NJ 08540, USA

Ringi Kim

Princeton University, Princeton, NJ 08544, USA

Alex Scott

University of Oxford, Oxford OX1 3LB, UK

Paul Seymour³

Princeton University, Princeton, NJ 08544, USA

August 23, 2013; revised September 16, 2013

¹Supported by NSF grants IIS-1117631 and DMS-1265803.

²Supported by an NSERC graduate fellowship.

³Supported by ONR grant N00014-10-1-0680 and NSF grant DMS-1265563.

Abstract

A “dijoin” in a digraph is a set of edges meeting every directed cut. D. R. Woodall conjectured in 1976 that if G is a digraph, and every directed cut of G has at least k edges, then there are k pairwise disjoint dijoins. This remains open, but a capacitated version is known to be false. In particular, A. Schrijver gave a digraph G and a subset S of its edge-set, such that every directed cut contains at least two edges in S , and yet there do not exist two disjoint dijoins included in S . In Schrijver’s example, G is planar, and the subdigraph formed by the edges in S consists of three disjoint paths.

We conjecture that when $k = 2$, the disconnectedness of S is crucial: more precisely, that if G is a digraph, and $S \subseteq E(G)$ forms a connected subdigraph (as an undirected graph), and every directed cut of G contains at least two edges in S , then we can partition S into two dijoins.

We prove this in two special cases: when G is planar, and when the subdigraph formed by the edges in S is a subdivision of a caterpillar.

1 Introduction

Some points of terminology, before we begin: in this paper, a *graph* G consists of a finite set $V(G)$ of *vertices*, a finite set $E(G)$ of *edges*, and an incidence relation between them; each edge is incident with one or two vertices (its *ends*.) A *directing* of a graph G is a function η with domain $E(G)$, where $\eta(e)$ is an end of e for each $e \in E(G)$ (we call $\eta(e)$ the *head* of e .) A *digraph* G consists of a graph (denoted by G^-) and a directing of G^- . If e is an edge of a graph with ends u, v , we sometimes refer to the “edge uv ”. If G is a digraph, and we refer to an edge uv , this means “the edge uv of G^- ”, and does *not* imply that this edge has head v . Our other definitions are standard.

Let G be a digraph. If $X \subseteq V(G)$, $D^+(X) = D_G^+(X)$ denotes the set of all edges of G with tail in X and head in $V(G) \setminus X$, and $D^-(X) = D^+(V(G) \setminus X)$. A *directed cut* of G means a set C of edges such that there exists $X \subseteq V(G)$ with $X, V(G) \setminus X \neq \emptyset$, and $D^-(X) = \emptyset$ and $D^+(X) = C$. A *dijoin* means a subset of $E(G)$ with nonempty intersection with every directed cut of G . D.R.Woodall [5] proposed the following conjecture in 1976:

1.1 Woodall’s conjecture. *Let G be a digraph and $k \geq 0$ an integer such that every directed cut has at least k edges. Then there are k pairwise disjoint dijoins.*

This is easily proved for $k \leq 2$, but it is still open for $k = 3$, even for planar digraphs G . Interest in 1.1 stems from the Lucchesi-Younger theorem [2], which is in some sense dual:

1.2 *Let G be a digraph and $k \geq 0$ an integer such that every dijoin has at least k edges. Then there are k pairwise disjoint directed cuts.*

The Lucchesi-Younger theorem remains true in a capacitated version, as follows (\mathbb{Z}^+ denotes the set of non-negative integers):

1.3 *Let G be a digraph, and c a map from $E(G)$ to \mathbb{Z}^+ , and $k \geq 0$ an integer such that $\sum_{e \in D} c(e) \geq k$ for every dijoin D . Then there are k directed cuts such that every edge e is in at most $c(e)$ of them.*

This is easily deduced from 1.2 by replacing every edge e with $c(e) > 0$ by a directed path of length $c(e)$, and by contracting every edge e with $c(e) = 0$.

However, the corresponding capacitated version of 1.1 is false; indeed, it is false even if c is 0, 1-valued and $k = 2$ and G is planar, as an example due to A.Schrijver [3] shows. (Figure 1.) In this paper we investigate further the case when c is 0, 1-valued and $k = 2$.

If S, T are graphs or digraphs, we say they are *compatible* if they have the same vertex set and $E(S) \cap E(T) = \emptyset$. Thus if S, T are both graphs, then they are both subgraphs of a graph $S \cup T$, and if they are both digraphs then similarly $S \cup T$ is a digraph. Our problem in this paper is: let S, T be compatible digraphs, such that every directed cut of $S \cup T$ has at least two edges in S . When does it follow that S can be partitioned into two dijoins of $S \cup T$? Schrijver’s example shows that this is not always true, even if $S \cup T$ is planar.

When S, T are as in Schrijver’s counterexample, S^- consists of three vertex-disjoint paths, each of length three. Two more counterexamples were given in a paper of Cornuéjols and Guenin [1], and Williams [4] gave more, all of them minimal (in some sense that we do not discuss here).

But all these counterexamples have the property that S^- consists of three disjoint paths; and in this paper we ask, what if S^- is connected? We will study the following conjecture:

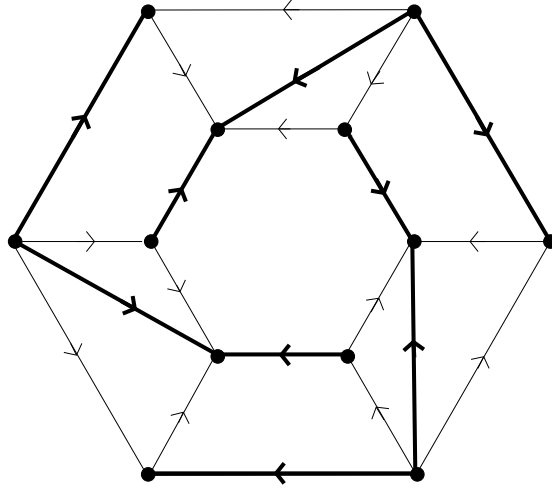


Figure 1: Schrijver's counterexample. S contains the thick edges.

1.4 Conjecture: Let S, T be compatible digraphs such that S^- is connected and every directed cut of $S \cup T$ has at least two edges in S . Then $E(S)$ includes two disjoint dijoins of $S \cup T$.

Perhaps one can extend this as follows:

1.5 Conjecture: Let S, T be compatible digraphs such that S^- is connected and every directed cut of $S \cup T$ has at least k edges in S . Then $E(S)$ includes k pairwise disjoint dijoins of $S \cup T$.

This evidently implies Woodall's conjecture, and although it seems much too strong, we have failed to disprove it so far. (As far as we know, it might be true even if we allow S^- to have two components.) But in this paper we have nothing more to say about 1.5, and will confine ourselves to 1.4.

We have two main results, proofs of two special cases of 1.4, the following. Let us say that a tree T is a *caterpillar subdivision* if there is a path P of T containing every vertex of T with degree at least three.

1.6 Let S, T be compatible digraphs, such that S^- is connected and every directed cut of $S \cup T$ has at least two edges in S . Suppose that either

- S^- is a caterpillar subdivision, or
- $S \cup T$ is planar.

Then $E(S)$ can be partitioned into two dijoins.

The second result is particularly pleasing because Schrijver's counterexample is planar. We prove the first assertion of 1.6 in section 3, and the second in section 4.

2 Orienting a tree

It is convenient to work instead with a modified form of 1.4, the following. If G is a digraph, we say that $X \subseteq V(G)$ is an *outset* of G if $D_G^-(X) = \emptyset$ and $X \neq \emptyset, V(G)$. If G is a graph or digraph and $X \subseteq V(G)$, $D(X)$ or $D_G(X)$ denotes the set of all edges of G with an end in X and an end in $V(G) \setminus X$.

2.1 Conjecture: *Let S, T be respectively a tree and a digraph, compatible. Suppose that $|D_S(X)| \geq 2$ for every outset X of T . Then there is a directing of S , forming a digraph S' say, such that $D_{S'}^+(X), D_{S'}^-(X) \neq \emptyset$ for every outset X of T .*

(Yes, the tree is S and not T , but soon we will take planar duals and T will become the tree, which is why we chose this notation.) The statement of 2.1 makes sense if S is permitted to be something different from a tree, and it is easy to see that cycles in S can be handled just by contracting them, so we could assume that S is a forest. But it is false when S is a forest with three components; Schrijver's counterexample (figure 1) is still a counterexample (remove the directions from the edges in S .)

It is easy to see (we do not need the result, so we omit the proof) that 2.1 is true for all pairs S, T if and only if 1.4 is true for all pairs S, T . (The proof that 2.1 implies 1.4 is like the proof below that 2.2 implies 1.6. For the converse, consider replacing each edge of S by a path of two oppositely directed edges.) We have checked (on a computer) that 2.1 is true for all trees S with at most twelve vertices of degree different from two (and any number of degree two), but in this paper we prove the following two statements:

2.2 *Let S, T be respectively a tree and a digraph, compatible. Suppose that $|D_S(X)| \geq 2$ for every outset X of T . Suppose in addition that either*

- *S is a caterpillar subdivision, or*
- *$S \cup T^-$ is planar.*

Then there is a directing of S , forming a digraph S' say, such that $D_{S'}^+(X), D_{S'}^-(X) \neq \emptyset$ for every outset X of G .

Before we prove 2.2, let us show that it implies 1.6. If G is a graph or digraph, and $X \subseteq E(G)$, G/X denotes the graph or digraph obtained by contracting all the edges in X , and when e is an edge we write G/e for $G/\{e\}$.

Proof of 1.6, assuming 2.2. Let (S, T) be as in 1.6, and let us prove 1.6 by induction on $|V(S)|$. Let $G = S \cup T$. Suppose first that the graph S^- has a cycle C (and so S^- is not a tree, and therefore $S \cup T$ is planar). Let G_1 be obtained from the digraph G by contracting all edges in $E(C)$, and let S_1, T_1 be the subdigraphs of G_1 with vertex sets $V(G_1)$ and with edge sets $E(G_1) \cap E(S), E(G_1) \cap E(T)$ respectively. Then S_1, T_1 are compatible, and $G_1 = S_1 \cup T_1$ is planar, and every directed cut of G_1 is a directed cut of G and hence has at least two edges in S_1 . From the inductive hypothesis, $E(S_1)$ can be partitioned into two dijoins A_1, B_1 of G_1 . Choose an orientation of C , and let A_2 be the set of edges of C that are positively oriented, and $B_2 = E(C) \setminus A_2$. Every directed cut of $S \cup T$ that is

not a directed cut of G_1 contains an edge in $E(C)$, and hence contains an edge in A_2 and an edge in B_2 . It follows that $A_1 \cup A_2, B_1 \cup B_2$ are dijoins of G , as required.

Thus we may assume that S^- is a tree. Suppose that there is an outset X of T such that $|D_S(X)| \leq 1$. Every directed cut of G contains at least two edges in S ; so $D_G(X)$ is not a directed cut of G . Since X is an outset of T , it follows that $|D_S(X)| = 1$, say $D_S(X) \cap S = \{s\}$, and $s \in D_S^-(X)$. Let $G_1 = G/s$ and let S_1, T_1 be the subdigraphs of G_1 with vertex sets $V(G_1)$ and with edge sets $E(G_1) \cap E(S), E(G_1) \cap E(T)$ respectively. Thus if G is planar then so is G_1 , and if S^- is a caterpillar subdivision then so is S_1^- . From the inductive hypothesis, $E(S_1)$ can be partitioned into two dijoins A, B of G_1 . We claim that A, B are dijoins of G . For suppose that A is not, say; then there is an outset Y of G such that $A \cap D_G(Y) = \emptyset$. Since A is a dijoin of G_1 , it follows that $s \in D_G(Y)$, and hence $s \in D_G^+(Y)$ since Y is an outset. We recall that $D_S^-(X) = \{s\}$, and $D_S^+(X) = \emptyset$, and since $A \subseteq E(S)$ it follows that $A \cap D(X) = \emptyset$. Let s have tail u and head v . Thus $u \in Y \setminus X$ and $v \in X \setminus Y$. Now $D_G^-(X \cap Y) = \emptyset$; because there are no edges of G from $Y \setminus X$ to $X \cap Y$ since $D_G^-(X) = \{s\}$, and none from $V(G) \setminus Y$ to Y since $D_G^-(Y) = \emptyset$. Since A is a dijoin of G_1 and $A \cap D^-(X \cap Y) = \emptyset$, it follows that $D^-(X \cap Y)$ is not a directed cut of G_1 ; and so $X \cap Y = \emptyset$. Similarly $X \cup Y = V(G)$, and so $X = V(G) \setminus Y$. But $D(X)$ contains only one edge in S , and yet $D(Y)$ is a directed cut of G and so contains at least two edges of S by hypothesis, a contradiction. This proves that A, B are dijoins of G , and hence the result holds.

We may therefore assume that $|D_S(X)| \geq 2$ for every outset X of T . Since either $S^- \cup T^-$ is planar or S^- is a caterpillar subdivision, 2.2 implies that there is a directing of S^- , forming a digraph S' say, such that $D_{S'}^+(X), D_{S'}^-(X) \neq \emptyset$ for every outset X of T . Let A be the set of edges in S that have the same head in S and in S' , and B those given different heads. We claim that A, B are dijoins of G . For let X be an outset of G . Thus X is an outset of T , and so $D_{S'}^+(X), D_{S'}^-(X) \neq \emptyset$. But $D_{S'}^+(X) \subseteq A$, and $D_{S'}^-(X) \subseteq B$, and so both A, B have nonempty intersection with $D_G(X)$. This proves that A, B are dijoins, and completes the proof of 1.6. \blacksquare

3 Caterpillars and biases

In this section we prove the first assertion of 2.2. Let G be a graph or digraph. If $A, B \subseteq V(G)$, we denote by $D(A, B)$ or $D_G(A, B)$ the set of all edges of G with an end in $A \setminus B$ and an end in $B \setminus A$. If S is a graph, a *bias* in S is a set \mathcal{B} of subsets of $V(S)$ such that

- if $A \in \mathcal{B}$ then $A \neq \emptyset, V(S)$
- if $A, B \in \mathcal{B}$ and $D(A, B) = \emptyset$ then $A \cap B, A \cup B \in \mathcal{B} \cup \{\emptyset, V(S)\}$;
- if $A, B \in \mathcal{B}$ and $|D(A, B)| = 1$ then at least one of $A \cap B, A \cup B$ belongs to $\mathcal{B} \cup \{\emptyset, V(S)\}$.

We propose the following conjecture.

3.1 *Let S be a tree, and let \mathcal{B} be a bias in S , such that $|D_S(X)| \geq 2$ for each $X \in \mathcal{B}$. Then there is a directing of S , forming a digraph S' say, such that $D_{S'}^+(X), D_{S'}^-(X) \neq \emptyset$ for each $X \in \mathcal{B}$.*

This conjecture implies 2.1; because if S, T are as in 2.1 then the set of all subsets of T is a bias \mathcal{B} say in S , and then the truth of 1.4 for S, T is implied by the truth of 3.1 for S, \mathcal{B} . We have not

been able to prove 3.1 in general, but we have checked it on a computer for all trees S with at most twelve vertices.

Let us say a forest S is *upright* if 3.1 holds for every bias; that is, for every bias \mathcal{B} in S such that $|D_S(X)| \geq 2$ for each $X \in \mathcal{B}$, there is a directing of S , forming a digraph S' say, such that $D_{S'}^+(X), D_{S'}^-(X) \neq \emptyset$ for each $X \in \mathcal{B}$. Thus, conjecture 3.1 says that every tree is upright. We do not know whether every forest with two components is upright; but three components (all with edges) is too many. Even the forest with six vertices and three pairwise disjoint edges is not upright. To see this, let S have edges v_1v_2, v_3v_4, v_5v_6 say; then

$$\{\{v_1, v_3, v_5\}, \{v_1, v_4, v_6\}, \{v_2, v_3, v_6\}, \{v_2, v_4, v_5\}\}$$

is a bias, and S cannot be oriented to satisfy the conclusion of 3.1. Perhaps every pair of a forest and a bias satisfying the hypothesis and not the conclusion of 3.1 can be contracted to this six-vertex example, which would be a pleasing explanation why all the counterexamples previously mentioned (due to Schrijver, Cornuéjols, Guenin, Williams) have at least three components all with edges.

Our task in this section is to show that every caterpillar subdivision is upright, thereby proving the first statement of 2.2. Note that if \mathcal{B} is a bias in S , then so is the set of all sets $V(S) \setminus X$ ($X \in \mathcal{B}$), and we call the latter the *reverse bias* of \mathcal{B} .

The advantage of biases is the following convenient lemma:

3.2 *Let S be a tree, and let v be a vertex of S with degree two. Let u, w be its neighbours, and let T be the tree obtained from S by deleting v and adding a new edge joining u, w . If T is upright then so is S .*

Proof. Let \mathcal{B} be a bias in S , such that $|D_S(X)| \geq 2$ for each $X \in \mathcal{B}$. We say that a subset $X \subseteq V(S)$ is *linear* if its intersection with $\{u, v, w\}$ is one of

$$\emptyset, \{u\}, \{u, v\}, \{u, v, w\}, \{v, w\}, \{w\}.$$

Let \mathcal{C} be the set of all $Y \subseteq V(T)$ such that there is a linear $X \in \mathcal{B}$ with $X \cap V(T) = Y$. (We call such a set X a *parent* for Y .)

(1) \mathcal{C} is a bias in T .

For let $Y \in \mathcal{C}$, and let X be a parent for Y . If $Y = \emptyset$, then $u, w \notin X$, and so $v \notin X$ since X is linear; and so $X = \emptyset$, a contradiction. Thus $Y \neq \emptyset$, and similarly $Y \neq V(T)$.

Now let $Y_1, Y_2 \in \mathcal{C}$, and for $i = 1, 2$ let X_i be a parent of Y_i . Let $|D_T(Y_1, Y_2)| = n$, where $n \leq 1$. Let $m = |D_S(X_1, X_2)|$; it follows that $m \leq n$, since X_1, X_2 are linear. On the other hand, since X_1, X_2 are linear, it follows that at least one of $X_1 \cap X_2, X_1 \cup X_2$ is linear. But at least $2 - m$ of $X_1 \cup X_2, X_1 \cap X_2$ belong to $\mathcal{B} \cup \{\emptyset, V(S)\}$. If at least $2 - n$ of these sets are linear, then it follows that $2 - n$ of $Y_1 \cup Y_2, Y_1 \cap Y_2$ belong to $\mathcal{C} \cup \{\emptyset, V(T)\}$ as required. We may therefore assume that at least $n - m + 1$ of $X_1 \cup X_2, X_1 \cap X_2$ belong to $\mathcal{B} \cup \{\emptyset, V(S)\}$ and are not linear. Since as we saw, at most one of them is not linear, we deduce that $n - m + 1 \leq 1$, and since $m \leq n$ it follows that $m = n$. But since X_1, X_2 are linear and one of $X_1 \cap X_2, X_1 \cup X_2$ is not, it follows that the edge uw of T belongs to $D_T(Y_1, Y_2)$, and neither of the edges uv, vw of S belong to $D_S(X_1, X_2)$, contradicting that $m = n$. This proves (1).

(2) $|D_T(Y)| \geq 2$ for each $Y \in \mathcal{C}$.

For let X be a parent of Y . Then $|D_S(X)| \geq 2$ by hypothesis. We claim that $|D_T(Y)| \geq |D_S(X)|$. If $D_S(X) \subseteq D_T(Y)$ this is true, and so we may assume that one of the edges uv, vw belongs to $D_S(X)$. Since X is linear, it follows that only one of uv, vw belongs to $D_S(X)$, and also uw belongs to $D_T(Y)$; and consequently $|D_T(Y)| \geq |D_S(X)|$. This proves (2).

Since T is upright, there is a directing of T , forming a digraph T' , such that $D_{T'}^+(Y), D_{T'}^-(Y) \neq \emptyset$ for each $Y \in \mathcal{C}$. Now we define a directing η of S as follows. For each edge e of S different from uv, vw let $\eta(e)$ be the head of e in T' . For uv, vw , choose $\eta(uv), \eta(vw)$ so that one of them is v and one of them is the head of uw in T' . We claim that $D_{S'}^+(X), D_{S'}^-(X) \neq \emptyset$ for each $X \in \mathcal{B}$. For if X is not linear, then one of uv, vw is in $D_{S'}^+(X)$ and the other is in $D_{S'}^-(X)$, so both these sets are nonempty. If X is linear, we can assume by taking the reverse bias if necessary that $v \notin X$, and so $X \in \mathcal{C}$; but then $D_{T'}^+(X), D_{T'}^-(X) \neq \emptyset$, and so $D_{S'}^+(X), D_{S'}^-(X) \neq \emptyset$ as required. This proves 3.2. \blacksquare

A path P of a tree S is a *spine* if every vertex of S either belongs to P or has a neighbour in P ; and a tree that has a spine is called a *caterpillar*. In view of 3.2, in order to prove the first assertion of 2.2 it suffices to prove the following.

3.3 *Let S be a caterpillar; then S is upright. Moreover, let P be a spine of S , and let \mathcal{B} be a bias in S , such that $|D_S(X)| \geq 2$ for each $X \in \mathcal{B}$. Then there is a directing of S , forming a digraph S' say, such that $D_{S'}^+(X), D_{S'}^-(X) \neq \emptyset$ for each $X \in \mathcal{B}$, and such that P corresponds to a directed path of S' .*

Proof. The second assertion implies the first, and we prove the second by induction on $|V(S)|$. Thus, let P have vertices p_1, \dots, p_n in order, where $n \geq 1$. For $1 \leq i \leq n$, let Q_i be the set of vertices of S not in $V(P)$ that are adjacent to p_i . By choosing P maximal, we may assume that Q_1, Q_n are empty. If $n = 1$ the claim is trivial, so we assume that $n \geq 2$. Let $T = S \setminus \{p_1\}$. For $Y \subseteq V(T)$, let $\tilde{Y} = Y$ if $p_2 \notin Y$, and $\tilde{Y} = Y \cup \{p_1\}$ if $p_2 \in Y$. Let \mathcal{C} be the set of all subsets $Y \subseteq V(T)$ such that $\tilde{Y} \in \mathcal{B}$.

(1) \mathcal{C} is a bias in T , and $|D_T(Y)| \geq 2$ for each $Y \in \mathcal{C}$.

For let $Y \in \mathcal{C}$. Since $\tilde{Y} \in \mathcal{B}$, it follows that $\tilde{Y} \neq \emptyset, V(S)$, and so $Y \neq \emptyset, V(T)$. Now let $Y_1, Y_2 \in \mathcal{C}$, with $|D_T(Y_1, Y_2)| \leq 1$. Then $|D_S(\tilde{Y}_1, \tilde{Y}_2)| \leq 1$, and so one of $\tilde{Y}_1 \cup \tilde{Y}_2, \tilde{Y}_1 \cap \tilde{Y}_2 \in \mathcal{B} \cup \{\emptyset, V(S)\}$, and both if $D_S(\tilde{Y}_1, \tilde{Y}_2) = \emptyset$. Hence one of $Y_1 \cup Y_2, Y_1 \cap Y_2$ is in $\mathcal{C} \cup \{\emptyset, V(T)\}$, and both if $D_T(Y_1, Y_2) = \emptyset$. This proves that \mathcal{C} is a bias in T . But if $Y \in \mathcal{C}$, then $D_T(Y) = D_S(\tilde{Y})$, and so $|D_T(Y)| \geq 2$. This proves (1).

(2) *There is a directing of S , forming a digraph S' say, such that*

- $p_i p_{i+1}$ has head p_{i+1} for $1 \leq i < n$, and so P becomes a directed path of S' , directed from p_1 to p_n , and
- $D_{S'}^+(\tilde{Y}), D_{S'}^-(\tilde{Y}) \neq \emptyset$ for each $Y \in \mathcal{C}$.

Since the path with vertices p_2, \dots, p_n in order is a spine of T , (1) implies that there is a directing of T , forming a digraph T' , such that $D_{T'}^+(Y), D_{T'}^-(Y) \neq \emptyset$ for each $Y \in \mathcal{C}$, and such that $P \setminus p_1$ becomes a directed path of T' . By reversing the direction of all edges if necessary, we may assume that p_2 is the first vertex of this directed path; and now extend the directing to one of S by assigning p_2 to be the head of p_1p_2 . Now let $Y \in \mathcal{C}$. Then $D_{T'}^+(Y), D_{T'}^-(Y) \neq \emptyset$, but $D_{S'}^+(\tilde{Y}) = D_{T'}^+(Y)$ and $D_{S'}^-(\tilde{Y}) = D_{T'}^-(Y)$, and so $D_{S'}^+(\tilde{Y}), D_{S'}^-(\tilde{Y}) \neq \emptyset$. This proves (2).

Among all choices of S' satisfying (2), choose one such that as many edges of S as possible are directed such that their head is not in $\{p_1, \dots, p_n\}$.

(3) *There is no $X \in \mathcal{B}$ such that $p_1 \in X$, $p_2 \notin X$, and $D_{S'}^-(X) = \emptyset$.*

For suppose that such a set X exists. Choose X such that $|X|$ is minimum. Since X is an outset of S' , and since $p_2 \notin X$, it follows that $p_3, \dots, p_n \notin X$. Since $X \in \mathcal{B}$ and therefore $|D_S(X)| \geq 2$, it follows that there exists $i \in \{2, \dots, n-1\}$ such that $X \cap Q_i \neq \emptyset$. Choose such a value of i , maximum, and let $v \in X \cap Q_i$. (See figure 2.) Since X is an outset of S' , the edge $e = p_iv$ of S

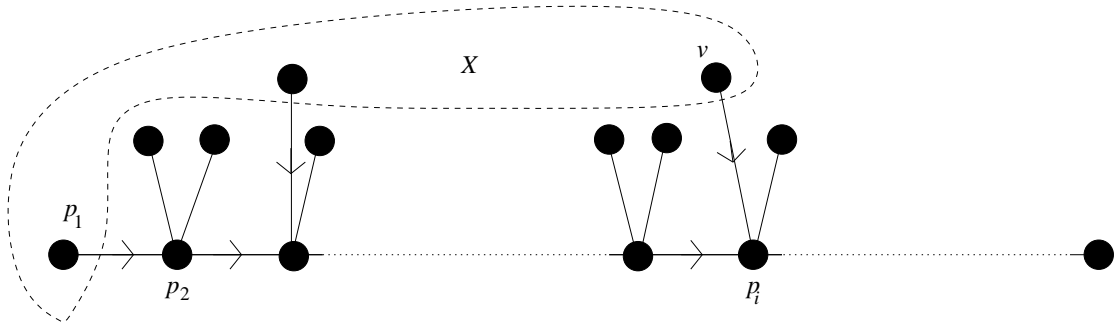


Figure 2:

has head p_i in S' . From the choice of S' , reversing the direction of this edge does not give a better choice of S' satisfying (2), and so there exists $Y \in \mathcal{C}$ such that one of $D_{S'}^+(\tilde{Y}), D_{S'}^-(\tilde{Y}) = \{e\}$. Thus either $v \in Y, p_i \notin Y$, and $D_{S'}^+(\tilde{Y}) = \{e\}$, or $p_i \in Y, v \notin Y$ and $D_{S'}^-(\tilde{Y}) = \{e\}$.

Suppose first that $v \in Y, p_i \notin Y$, and $D_{S'}^+(\tilde{Y}) = \{e\}$. Since $p_i \notin Y$ it follows that $p_1, \dots, p_{i-1} \notin Y$. Consequently $D_S(X, \tilde{Y}) = \emptyset$, and since \mathcal{B} is a bias, it follows that $X \cap \tilde{Y} \in \mathcal{B}$. By hypothesis, $|D_S(X \cap \tilde{Y})| \geq 2$, and so there exists $u \in X \cap \tilde{Y}$ different from v . Let $u \in Q_h$ say; then $h \leq i$ from the choice of i , and so $p_h \notin Y$. Since X is an outset of S' , it follows that u is the tail of the edge up_h , contradicting that $D_{S'}^+(\tilde{Y}) = \{e\}$. Thus $p_i \in Y, v \notin Y$ and $D_{S'}^-(\tilde{Y}) = \{e\}$. It follows that $p_1, \dots, p_{i-1} \in \tilde{Y}$.

We claim that $X \subseteq \tilde{Y} \cup \{v\}$. For suppose that there exists $u \neq v$ with $u \in X$ and $u \notin \tilde{Y}$. Since $p_1 \in \tilde{Y}$ it follows that $u \in Q_h$ for some h with $2 \leq h \leq i$; let f be the edge up_h . Since X is an outset of S' , p_h is the head of f in S' , contradicting that $D_{S'}^-(\tilde{Y}) = \{e\}$. This proves that $X \subseteq \tilde{Y} \cup \{v\}$, and consequently $|D_S(X, \tilde{Y})| = 1$.

Since \mathcal{B} is a bias, one of $X \cup \tilde{Y}, X \cap \tilde{Y} \in \mathcal{B} \cup \{\emptyset, V(S)\}$. We assume first that $X \cup \tilde{Y} \in \mathcal{B} \cup \{\emptyset, V(S)\}$. Since $X \cup \tilde{Y} = \tilde{Y} \cup \{v\}$ and $D_{S'}^-(\tilde{Y} \cup \{v\}) = \emptyset$, it follows that $Y \cup \{v\} \in \mathcal{C} \cup \{\emptyset, V(T)\}$ and $D_{T'}^-(Y \cup \{v\}) = \emptyset$. From the choice of T' , it follows that $Y \cup \{v\} = V(T)$; but then $|D_S(\tilde{Y})| = 1$,

contrary to hypothesis. Finally, we assume that $X \cap \tilde{Y} \in \mathcal{B} \cup \{\emptyset, V(S)\}$. But $X \cap \tilde{Y} = X \setminus \{v\}$, and since $p_1 \in X \cap \tilde{Y}$, it follows that $X \setminus \{v\} \in \mathcal{B}$, and yet $D_{\tilde{S}'}^-(X \setminus \{v\}) = \emptyset$, contrary to the minimality of X . This proves (3).

(4) *There is no $X \in \mathcal{B}$ such that $p_2 \in X$, $p_1 \notin X$, and $D_{S'}^+(X) = \emptyset$.*

This follows by applying (3) to the reverse bias of \mathcal{B} and to the complement of X .

Now to complete the proof, we must show that if $X \in \mathcal{B}$ then $D_{S'}^+(X), D_{S'}^-(X) \neq \emptyset$. This is true from the choice of T' if X contains both or neither of p_1, p_2 , so we may assume that X contains exactly one of p_1, p_2 . If $p_1 \in X$ then $D_{S'}^+(X) \neq \emptyset$ since it contains the edge $p_1 p_2$, and $D_{S'}^-(X) \neq \emptyset$ by (3). If $p_2 \in X$ and $p_1 \notin X$, then the claim follows from (4), similarly. This proves 3.3, and hence proves the first statement of 2.2. ■

4 Planarity

In this section we prove the second assertion of 2.2, and it is helpful to reword it first. If G is a digraph, \overleftarrow{G} denotes the digraph obtained by reversing the direction of all edges of G . In 2.2, since S is a spanning tree of $S \cup T^-$, the statement that there is no outset X of T such that $|D_S(X)| \leq 1$ is the same as saying that for each edge e of the tree S , the cutset in $S \cup T^-$ that contains no edge of S except e contains edges of T directed in each direction. Also, the conclusion of 2.2 can be reworded to say that “we can direct the edges of S , forming a digraph S' , such that both $S' \cup T$ and $\overleftarrow{S'} \cup T$ have no directed cuts”. Finally, if S, T are as in the second assertion of 2.2, then since S is a spanning tree of the planar graph $S \cup T^-$, it follows that $E(T)$ is the set of edges of a spanning tree of the planar dual, and it is convenient to reword everything in terms of the dual. A *directed tree* is a digraph T such that T^- is a tree. A digraph is *acyclic* if it has no directed cycle. We leave the reader to check that after all these modifications, the second assertion of 2.2 becomes the following:

4.1 *Let S be a graph and T a directed tree, such that S, T are compatible and $S \cup T^-$ is planar. Suppose that for every edge e of S , the path of T joining the ends of e is not a directed path of T . Then there is a directing of S , forming a digraph S' say, such that the digraphs $S' \cup T, \overleftarrow{S'} \cup T$ are acyclic.*

In contrast with the second assertion of 2.2, we can show that the planarity hypothesis in 4.1 cannot be omitted: let T be the digraph with vertex set $\{v_1, \dots, v_7\}$ and edges the ordered pairs

$$v_1 v_2, v_1 v_3, v_1 v_4, v_5 v_2, v_6 v_3, v_7 v_4,$$

and let S be the graph with the same vertex set and edges the unordered pairs

$$v_1 v_5, v_1 v_6, v_1 v_7, v_2 v_6, v_2 v_7, v_3 v_5, v_3 v_7, v_4 v_5, v_4 v_6.$$

(Figure 3.) We leave the reader to check that S cannot be directed to satisfy the conclusion of 4.1.

How else might we try to extend 4.1? Let us change the hypothesis to say that “no directed path of T joins the ends of e ” so that it makes sense when T^- is not a tree. It is easy to see that

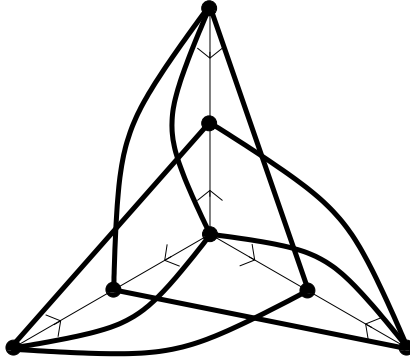


Figure 3: Counterexample to the nonplanar extension of 4.1. S contains the thick edges.

if it is true as stated then it is also true if we just require that T^- is a forest rather than a tree. The problems come when T^- is more than a spanning tree rather than less than one; the result is false in general if we permit T^- to be a theta (the planar dual of Schrijver's counterexample gives a counterexample to this extension of 4.1 in which T^- consists of three paths each of length four, with the same ends and otherwise disjoint). We do not know whether 4.1 holds if we permit T^- to have exactly one cycle; and in fact we do not know if it holds when T^- is a cycle.

Another way we might try to extend 4.1 is the following. 4.1 says there is a directing of S that works for any two opposite directings of T , but perhaps there is a directing of S that works simultaneously for all directings of T . More exactly, we might hope that:

Let S be a graph and T a tree, such that S, T are compatible and $S \cup T$ is planar. Then there is a directing of S , forming a digraph S' say, with the following property. Let T' be a digraph with $T'^- = T$, such that for every edge e of S , the path of T' joining the ends of e is not a directed path of T . Then $S' \cup T'$ is acyclic.

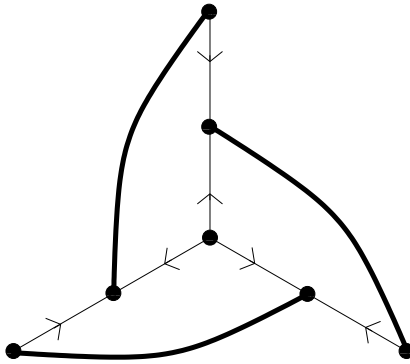


Figure 4: Counterexample to an extension of 4.1. S contains the thick edges.

This is true when T is a path, but false when T is the tree with vertex set $\{v_1, \dots, v_7\}$ and edges the unordered pairs

$$v_1v_2, v_1v_3, v_1v_4, v_5v_2, v_6v_3, v_7v_4,$$

and S is the graph with the same vertex set and edges the unordered pairs v_2v_6, v_3v_7, v_4v_5 . (Figure 4.)

Let G be a loopless graph drawn in a 2-sphere, and let $t \in V(T)$. The edges incident with t are drawn in a circular order. A subset $W \subseteq \{e_1, \dots, e_k\}$ is a t -wedge (with respect to the given drawing) if it forms an interval of this circular order, that is, if we can enumerate the edges of G incident with t as f_1, \dots, f_k, f_1 in circular order, such that $W = \{f_1, \dots, f_i\}$ for some i .

To prove 4.1, it is helpful for inductive purposes to prove a strengthening, the following.

4.2 *Let S be a graph and T a directed tree, such that S, T are compatible, and $S \cup T^-$ is planar. Suppose that for every edge e of S , the path of T joining the ends of e is not a directed path of T . Fix a drawing of $S \cup T^-$ in a 2-sphere Σ , let $t \in V(T)$, and let W be a t -wedge of $S \cup T^-$ with $W \cap E(T) = \emptyset$. Then there is a directing of S , forming a digraph S' say, such that*

- $S' \cup T$ and $S' \cup \overleftarrow{T}$ are acyclic, and
- every edge in W has tail t .

Why use wedges? There are two other strengthenings that we could try instead, both of them more natural; we might try to replace the wedge part of 4.2 by

- let t be a vertex of degree one in T ; then we can choose S' so that no edge has head t , or
- let t be a vertex of T ; then we can choose S' so that no edge has head t .

But neither of these works. The first is not strong enough; we were unable to make the induction go through. The second is too strong, because it is false (for a counterexample, let T have five vertices v_1, \dots, v_5 , and edges the ordered pairs

$$v_1v_2, v_3v_2, v_3v_4, v_5v_4,$$

and let S have the same vertex set and edges the unordered pairs

$$v_1v_3, v_1v_4, v_2v_4, v_2v_5, v_3v_5.$$

The wedge form is a compromise between the two that works.

Proof of 4.2. We proceed by induction on $|V(T)|$. Let t have degree d in T . Thus $d \geq 0$, and if $d = 0$, then $V(T) = \{t\}$, and $E(S) = \emptyset$, and the result is true. So we may assume that $d \geq 1$.

For simplicity, we use the same notation for a vertex of $S \cup T^-$ and its image under the drawing, and the same for an edge and the corresponding open line segment.

For every two vertices u, v of T , $T(u, v)$ denotes the path of T between u and v . Eventually we will choose a directing of S , forming a digraph S' , and we will need to show that $S' \cup T$ and $S' \cup \overleftarrow{T}$ are acyclic. Here is a useful lemma for that purpose. Let S' be a digraph with $S'^- = S$. A directed cycle C of $S' \cup T$ is *optimal* (for S') if $E(C) \cap E(S')$ is minimal. If $S' \cup T$ is not acyclic then there is a directed cycle in $S' \cup T$ and hence an optimal one.

(1) *Let S' be a digraph obtained by directing the edges of S , and let C be an optimal directed cycle of $S' \cup T$. Then for every directed path P of T , $C \cap P$ is either a directed path or null.*

Suppose not; then there are two distinct vertices u, v of P , both in $V(C)$ and such that $V(C)$ contains no other vertex of the subpath Q of P between u, v . Since P is a directed path, so is Q . We may assume that Q has first vertex u and last vertex v . Let P_1, P_2 be the directed paths in C from u to v and from v to u respectively. Thus $Q \cup P_2$ is a directed cycle of $S' \cup T$, and from the optimality of C it follows that $E(P_1) \subseteq E(T)$. But then $P_1^- \cup Q^-$ is a cycle of the tree T^- , which is impossible. This proves (1).

(2) *We may assume that $d \geq 2$.*

Suppose that $d = 1$, and let t_1 be the neighbour of t in T . By reversing the directing of T if necessary, we may assume that t is the head of tt_1 in T . Let R be the graph obtained as follows. Its vertex set is $V(T) \setminus \{t\}$. For all distinct $u, v \in V(R)$, if u, v are adjacent in S then they are adjacent in R . In addition, for every edge e of S incident with t and some other vertex v , if $T(v, t_1)$ is not a directed path, then e is an edge of R with ends v, t_1 . Note that $R \cup (T \setminus \{t\})^-$ is planar, since it can be obtained from a subgraph of $S \cup T^-$ by contracting the edge tt_1 ; and for the same reason, there is a t_1 -wedge W' of the corresponding drawing that contains all edges of $E(R)$ that are incident with t in S , and contains no edges of $T \setminus t$. Also, for each edge e of R , the path of $T \setminus t$ joining the ends of e is not a directed path of $T \setminus t$, from the definition of R . From the inductive hypothesis, there is an directing of R , forming a digraph R' say, such that $R' \cup (T \setminus t)$ and $R' \cup \overleftarrow{T} \setminus t$ are acyclic, and every edge in $E(R)$ that is incident with t in S has head different from t_1 . Define a directing η of S as follows, forming a digraph S' :

- for each edge e of R , let $\eta(e)$ be the head of e in R' , and
- for each edge e of S that is not an edge of R , let $\eta(e)$ be its end different from t .

Thus every edge in W has head different from t , and we claim that $S' \cup T$ and $S' \cup \overleftarrow{T}$ are acyclic. For suppose that C is a directed cycle of one of $S' \cup T$ and $S' \cup \overleftarrow{T}$. If $t \notin V(C)$, then C is a directed cycle of one of $R' \cup (T \setminus t)$ and $R' \cup \overleftarrow{T} \setminus t$, which is impossible. Thus $t \in V(C)$, and since no edge has head t in $S' \cup \overleftarrow{T}$, it follows that C is a directed cycle of $S' \cup T$. We may assume that C is optimal. Let e be the edge of C with tail t , and let its head be v . Since tt_1 is the only edge of $S' \cup T$ with head t , it follows that this edge belongs to C ; and so there is a directed path of $(S' \cup T) \setminus t$ from v to t_1 . Since $R' \cup (T \setminus t)$ is acyclic, there is no edge in R' with tail t_1 and head v ; consequently there is no edge of R in W' with ends t_1, v ; in particular, $e \notin E(R)$; and so $T(v, t_1)$ is a directed path, from the definition of R . Since both ends of this path belong to $V(C)$, (1) implies that $T(v, t_1) \subseteq C$, and so $T(v, t) \subseteq C$; but $T(v, t)$ is not a directed path, a contradiction. This proves that $S' \cup T$ and $S' \cup \overleftarrow{T}$ are acyclic, and so the result holds if $d = 1$. This proves (2).

Assign an orientation “clockwise” to Σ . We may assume that W is nonempty; for if it is empty, we may replace it by $\{e\}$ for any edge e of S , and if $E(S) = \emptyset$ there is nothing to prove. Since W is a t -wedge containing no edges of T , and $d \geq 2$, we can choose two other t -wedges W_1, W_2 , such that W, W_1, W_2 are pairwise disjoint and their union contains all edges of $S \cup T^-$ incident with t , and moreover W_1, W_2 both contain at least one edge in T^- . We may assume that for every choice of $w \in W, w_1 \in W_1$ and $w_2 \in W_2$, the three edges w, w_1, w_2 are in clockwise order around t .

For $i = 1, 2$, let T_i be the subdigraph of T formed by the union of all paths of T with one end t and containing some edge in W_i . Thus, T_1, T_2 are directed trees; their union is T , and they only have the vertex t in common. For $i = 1, 2$, let N_i be the set of all vertices v of $T_i \setminus \{t\}$ such that $T(t, v)$ is a directed path; and let $M_i = V(T_i) \setminus (N_i \cup \{t\})$.

For $i = 1, 2$, let S_i be the subgraph of S with vertex set $V(S)$ and edge set the set of all edges uv of S such that either $u, v \in V(T_i)$ or one of $u, v \in M_i$.

(3) For $i = 1, 2$, there is a directing of S_i , forming a digraph S'_i , with the following properties:

- for each edge $e = uv$ of S_i with $u \notin V(T_i)$, the head of e is v , and there is no directed path of $S'_i \cup T_i$ or of $S'_i \cup \overleftarrow{T_i}$ from v to t
- each edge in $W \cap E(S_i)$ has tail t
- the subdigraphs of $S'_i \cup T_i$ and $S'_i \cup \overleftarrow{T_i}$ induced on $V(T_i)$ are acyclic.

From the symmetry between W_1 and W_2 (reversing the orientation of Σ if necessary) we may assume that $i = 1$ for definiteness. Let Q be the graph with vertex set $V(T_1)$ and edge set $E(S_1)$, with incidence relation as follows:

- for every edge $e = uv$ of S with $u, v \in V(T_1)$, e has ends u, v in Q
- for every edge $e = uv$ of S with $v \in M_1$ and $u \notin V(T_1)$, e has ends t, v in Q .

Note first that $Q \cup T_1^-$ is planar. A planar drawing can be obtained from the drawing of $S_1 \cup T^-$ by contracting the edges of T_2 . For the same reason, there is a t -wedge W_1 of this drawing which contains all edges of $W \cap E(S_1)$ and all edges e of S_1 such that e is incident in S with a vertex not in $V(T_1)$.

Now for every edge e of Q , the path P of T_1 between its ends is not a directed path of T_1 (because let u, v be the ends of e in S ; if $u, v \in V(T_1)$, then $P = T(u, v)$, and if $u \notin V(T_1)$ say, then $v \in M_1$, and $P = T(t, v)$ which is not directed).

Since $|V(T_1)| < |V(T)|$, the inductive hypothesis implies that there is a directing of Q , forming a digraph Q' say, such that $Q' \cup T_1, Q' \cup \overleftarrow{T_1}$ are acyclic and every edge in W_1 has tail t . The same directing is the desired directing of S_1 . This proves (3).

A *line* means a subset of Σ homeomorphic to the closed interval $[0, 1]$, and we define its *ends* in the natural way. We say an edge of S is *low* if it has one end in $V(T_1) \setminus \{t\}$ and the other in $V(T_2) \setminus \{t\}$ and with at least one end in $N_1 \cup N_2$.

(4) Either there is no low edge in S , or there is a line F in Σ with the following properties:

- F has ends in $V(T_1) \setminus \{t\}$ and $V(T_2) \setminus \{t\}$ (say v_1, v_2 respectively), and either $v_1 \in N_1$ or $v_2 \in N_2$
- the interior of F is disjoint from the drawing of $S \cup T^-$
- the closed curve formed by the union of F and the path $T(v_1, v_2)$ bounds two closed discs D_1, D_2 in Σ , where all edges in W are drawn in the interior of D_2

- every low edge of S is drawn within D_1 .

Let us take a cyclic ordering of the edges of $S \cup T^-$ incident with t , first those in W , and then those in W_1 , and finally those in W_2 . Between any two edges that are consecutive in this ordering, there is a region of the drawing, in the natural sense. Let r be the region that comes between the last edge of W_1 and the first edge of W_2 . Let w be an edge in W . It follows that for every edge e of S with ends $v_1 \in V(T_1) \setminus \{t\}$ and $v_2 \in V(T_2) \setminus \{t\}$, the cycle formed by the path $T(v_1, v_2)$ and the edge e bounds two closed discs in Σ , one containing r and not w , and the other containing w and not r . We denote the first of these by $D(e)$.

We may assume that there is a low edge in S ; let e be such an edge, chosen with $D(e)$ maximal. Let e have ends $v_1 \in V(T_1) \setminus \{t\}$ and $v_2 \in V(T_2) \setminus \{t\}$ say. Thus either $v_1 \in N_1$ or $v_2 \in N_2$.

We claim that every low edge f is drawn within $D(e)$. Let f have ends $u_i \in V(T_i)$ for $i = 1, 2$. If $f = e$ our claim is true, so we assume that $f \neq e$. The intersection of the paths $T(u_1, u_2), T(v_1, v_2)$ is a path, and so the boundaries of $D(e), D(f)$ intersect in a path. Thus either one of $D(e), D(f)$ includes the other, or they intersect in precisely the intersection of their boundaries, or they have union Σ . The last two alternatives are impossible, because $D(e), D(f)$ both contain r , and both are disjoint from w . Moreover, $D(f)$ does not properly include $D(e)$, from the choice of e ; so $D(e)$ includes $D(f)$, and in particular f is drawn in $D(e)$.

Let $D'(e)$ be the second disc in Σ with the same boundary as $D(e)$. Choose a line F with ends v_1, v_2 and with interior in $D'(e)$, such that the disc in $D'(e)$ bounded by the union of e and F meets the drawing only in e . Let D_2 be the disc in $D'(e)$ bounded by F and the path $T(v_1, v_2)$, and let D_1 be the second disc in Σ bounded by the same curve. It follows that every low edge is drawn in the interior of D_1 . This proves (4).

(5) *We may assume that there is a line F in Σ with the following properties:*

- F has ends in $V(T_1)$ and N_2 (say f_1, f_2 respectively)
- the interior of F is disjoint from the drawing of $S \cup T^-$
- the closed curve formed by the union of F and the path $T(f_1, f_2)$ bounds two closed discs D_1, D_2 in Σ , where all edges in W are drawn in the interior of D_2
- every low edge of S is drawn within D_1 .

If there is a low edge in S , the claim follows from (4), exchanging W_1, W_2 and reversing the orientation of Σ if necessary. If there is no low edge, let $f_1 = t$, and let $f_2 \in N_2$ be adjacent to t in T ; then f_1, f_2 are on a common region, and we may choose F joining f_1, f_2 with interior in this region. This proves (5).

Let f_1, f_2, D_1, D_2 be as in (5), and let S'_1, S'_2 be as in (3). Now we are ready to construct a directing η of S . (See figure 5.) For each edge e of S :

- if $e \in E(S_1)$, let $\eta(e)$ be its head in S'_1
- if $e \in E(S_2) \setminus E(S_1)$ and e is drawn in D_1 , let $\eta(e)$ be the tail of e in S'_2
- if $e \in E(S_2) \setminus E(S_1)$ and e is drawn in D_2 , let $\eta(e)$ be the head of e in S'_2

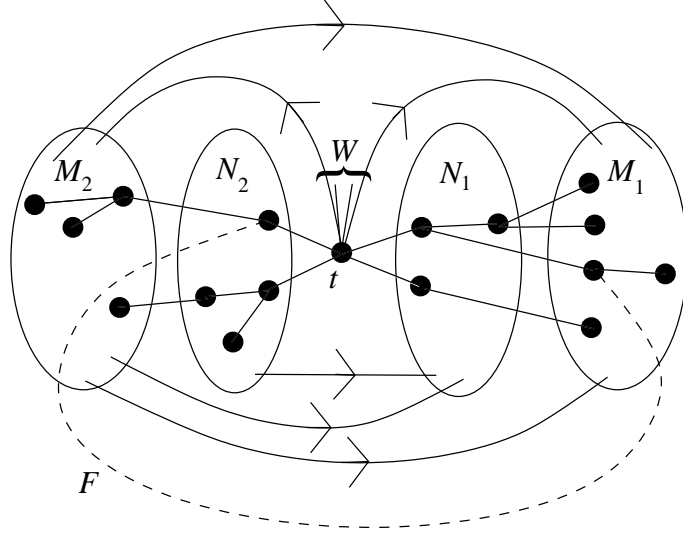


Figure 5: Combining solutions. T_1, T_2 are the subtrees to the right and left of t .

- if $e \notin E(S_1) \cup E(S_2)$, then e has ends in N_1 and N_2 ; let $\eta(e)$ be its end in N_1 .

We claim that this satisfies the theorem.

- (6) If $e \in W$ then $\eta(e) \neq t$.

Let $e = tv$. Thus $v \notin N_1 \cup N_2$, because $T(t, v)$ is not a directed path. Consequently if $v \in V(T_1)$ then $e \in E(S_1)$ and so $\eta(e) \neq t$. If $v \in V(T_2)$, then $e \in E(S_2) \setminus E(S_1)$; and since e is drawn in D_2 , it follows that $\eta(e)$ is the head of e in S'_2 , and therefore not t . This proves (6).

- (7) $\eta(e) = v_1$ for every edge e of S with ends $v_1 \in V(T_1) \setminus \{t\}$ and $v_2 \in V(T_2) \setminus \{t\}$.

For if $v_1 \in M_1$ then $e \in E(S_1)$ and hence $\eta(e)$ is its head in S'_1 ; but its head in S'_1 is in $V(T_1)$ from the choice of S'_1 , and so equals v_1 . Thus we assume that $v_1 \in N_1$, and so e is a low edge, and therefore drawn within D_1 . If $e \in E(S_2)$, then $\eta(e)$ is the tail of e in S'_2 ; but v_2 is the head of e in S'_2 , and so its tail in S'_2 is v_1 as required. Finally, if $e \notin E(S_1) \cup E(S_2)$, then $\eta(e) = v_1$ from the definition of η . This proves (7).

Let S' be the digraph (S, η) ; it remains to show that $S' \cup T$ and $S' \cup \overleftarrow{T}$ are acyclic. By reversing all edges of T if necessary, it suffices to prove that $S' \cup T$ is acyclic. Suppose then that C is a directed cycle of $S' \cup T$, and choose it optimal.

- (8) For $j = 1, 2$, $V(C) \not\subseteq V(T_j)$.

For $j = 1$ this is clear, since if $V(C) \subseteq V(T_1)$ then C is a directed cycle of $S'_1 \cup T_1$, which is impossible. We assume then that $V(C) \subseteq V(T_2)$, and so every edge of C belongs to $S_2 \setminus S_1$. If no edge of C is drawn in the interior of D_1 , then C is a directed cycle of $S'_2 \cup T_2$, which is impossible. If

no edge of C is drawn in the interior of D_2 , then C is a directed cycle of $\overleftarrow{S}'_2 \cup T_2$; but this is acyclic since $S'_2 \cup \overleftarrow{T}_2$ is acyclic. Thus some edge of C is drawn in the interior of D_1 , and some edge in the interior of D_2 , and so the intersection of C with the boundary of D_1 is disconnected. But every vertex of C in the boundary of D_1 belongs to $T(f_2, t)$, since $V(C) \subseteq V(T_2)$, and this is a directed path of T , contrary to (1). This proves (8).

From (7) and (8), it follows that $t \in V(T)$, and there is a unique edge e of C with one end in $V(T_1) \setminus \{t\}$ and one in $V(T_2) \setminus \{t\}$; say the edge c_1c_2 , where $c_j \in V(C) \cap V(T_j) \setminus \{t\}$ for $j = 1, 2$. By (7) $\eta(e) = c_1$, and since C is a directed cycle it follows that C is the union of

- a directed path P_2 of $S' \cup T$ from t to c_2 , with $V(P_2) \subseteq V(T_2)$,
- and the edge e , and
- a directed path P_1 of $S' \cup T$ from c_1 to t , with $V(P_1) \subseteq V(T_1)$.

It follows that P_1 is a directed path of $S'_1 \cup T_1$, and so $e \notin E(S_1)$ from the choice of S'_1 . Thus $c_1 \in N_1$, and (1) implies that $P_1 = T(c_1, t)$. Moreover, e is a low edge, and consequently is drawn within D_1 . Since $t \in V(P_2)$, and (1) implies that the intersection of P_2 with $T(f_2, t)$ is connected, it follows that no edge of C is drawn within D_2 , and in particular P_2 is a directed path of $\overleftarrow{S}'_2 \cup T_2$, and hence \overleftarrow{P}_2 is a directed path of $S'_2 \cup \overleftarrow{T}_2$ from c_2 to t . From the choice of S'_2 , it follows that $e \notin E(S_2)$, and so $c_2 \in N_2$. Since $c_2, t \in V(C)$, (1) implies that $P_2 = T(t, c_2)$; but since $P_1 = T(t, c_1)$, it follows that $T(c_1, c_2)$ is a directed path (since it is a subpath of C), contrary to hypothesis. This proves 4.2. ■

We remark that the proofs of both parts of 2.2 work by proving a somewhat stronger statement, that a specific path of S can be made directed (for a t -wedge becomes a path under planar duality). Perhaps the following holds, which would be a common strengthening of 3.3, 4.2, and 3.1:

4.3 Conjecture: *Let S be a tree, and let \mathcal{B} be a bias in S , such that $|D_S(X)| \geq 2$ for each $X \in \mathcal{B}$. Let P be a path of S . Then there is a directing of S , forming a digraph S' say, such that $D_{S'}^+(X), D_{S'}^-(X) \neq \emptyset$ for each $X \in \mathcal{B}$, and such that P becomes a directed path of S' .*

References

- [1] G. Cornuéjols and B. Guenin, “Note on dijoins”, *Discrete Mathematics* 243 (2002), 213–216.
- [2] C. Lucchesi and D. Younger, “A minimax theorem for directed graphs”, *J. London Math. Soc.* (2) 17 (1978), 369–374.
- [3] A. Schrijver, “A counterexample to a conjecture of Edmonds and Giles”, *Discrete Math.* 32 (1980) 213–214.
- [4] A. Williams, *Packing Directed Joins*, Master’s thesis (B. Guenin, advisor), U. Waterloo, 2004 (available online at <http://www.math.mcgill.ca/haron/master.pdf> >).
- [5] D. R. Woodall, “Menger and König systems”, *Theory and Applications of Graphs* (Proc. Internat. Conf., Western Mich. Univ., Kalamazoo, Mich., 1976), Springer Lecture Notes in Math. 642 (1978), 620–235.