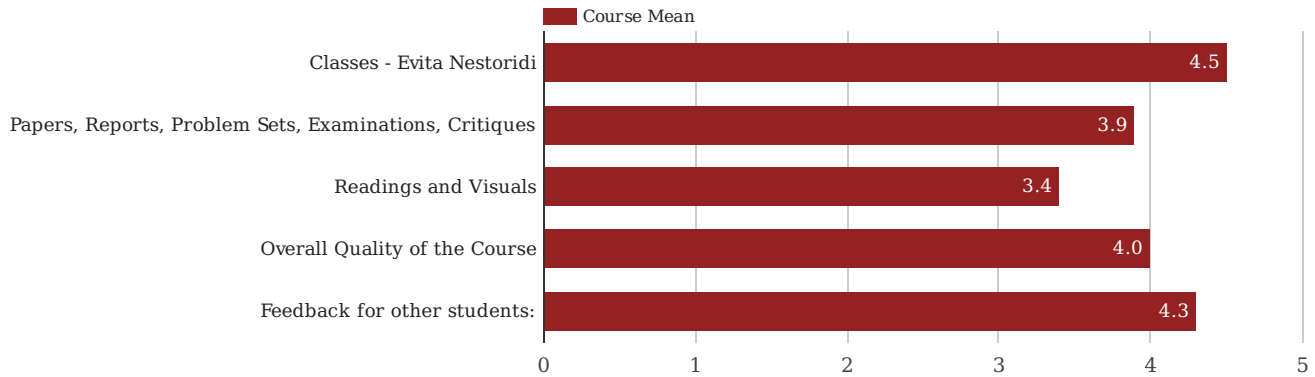


# Calculus II (Spring 2016-2017)

Instructor: **Nestoridi, Evita**  
 Section: **C01**  
 Course Title: **Calculus II**

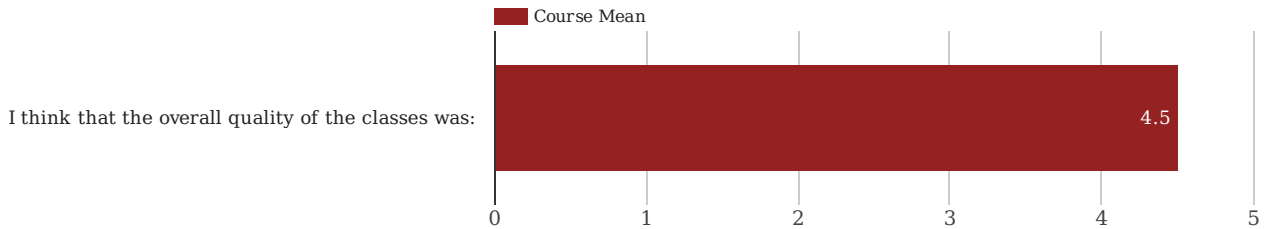
Enrollment: **19**  
 Responses Incl Declines: **16**  
 Declines: **0**

## Category Summary



Category	Number of Responses	Response Rate	Mean	Median	STDEV
Classes - Evita Nestoridi	15	78.9%	4.5	5.0	0.9
Papers, Reports, Problem Sets, Examinations, Critiques	15	78.9%	3.9	4.0	1.1
Readings and Visuals	15	78.9%	3.4	3.0	1.3
Overall Quality of the Course	15	78.9%	4.0	4.0	1.0
Feedback for other students:	15	78.9%	4.3	4.0	0.7

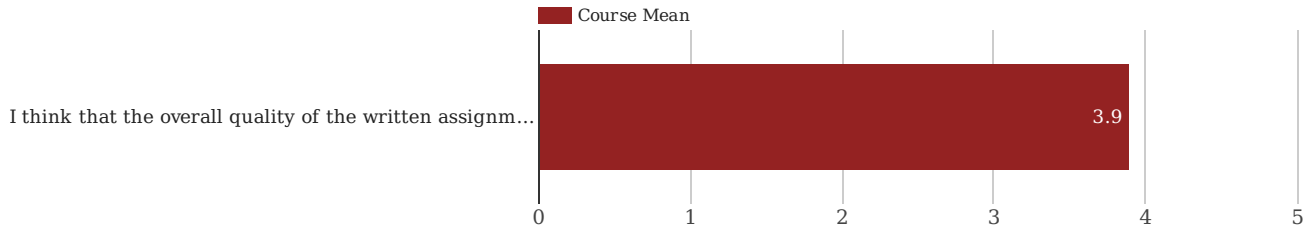
## Classes - Evita Nestoridi



Question	Number of Responses	Response Rate	Course Mean	Course Median	STDEV	5	4	3	2	1	-1
I think that the overall quality of the classes was:	15	78%	4.5	5.0	0.9	73%	13%	7%	7%	0%	0%

Note: 5:Excellent; 4:Very Good; 3:Good; 2:Fair; 1:Poor; -1:N/A;

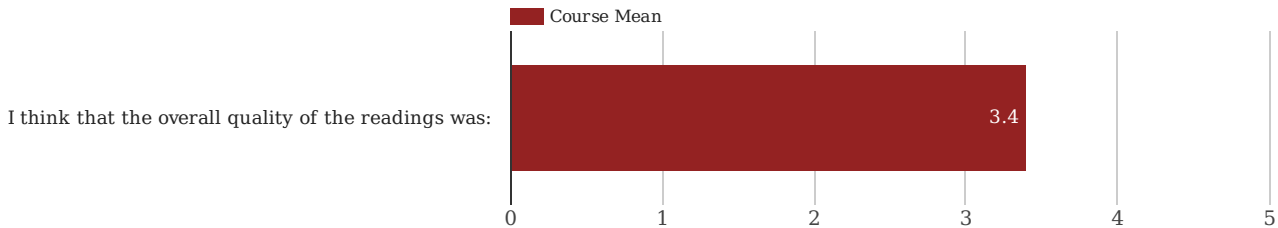
## Papers, Reports, Problem Sets, Examinations, Critiques



Question	Number of Responses	Response Rate	Course Mean	Course Median	STDEV	5	4	3	2	1	-1
I think that the overall quality of the written assignments was:	15	78%	3.9	4.0	1.1	40%	27%	20%	13%	0%	0%

Note: 5:Excellent; 4:Very Good; 3:Good; 2:Fair; 1:Poor; -1:N/A;

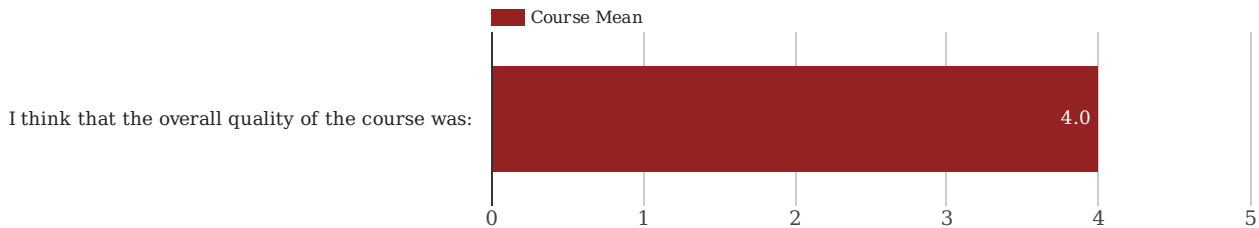
## Readings and Visuals



Question	Number of Responses	Response Rate	Course Mean	Course Median	STDEV	5	4	3	2	1	-1
I think that the overall quality of the readings was:	15	78%	3.4	3.0	1.3	27%	7%	27%	13%	7%	20%

Note: 5:Excellent; 4:Very Good; 3:Good; 2:Fair; 1:Poor; -1:N/A;

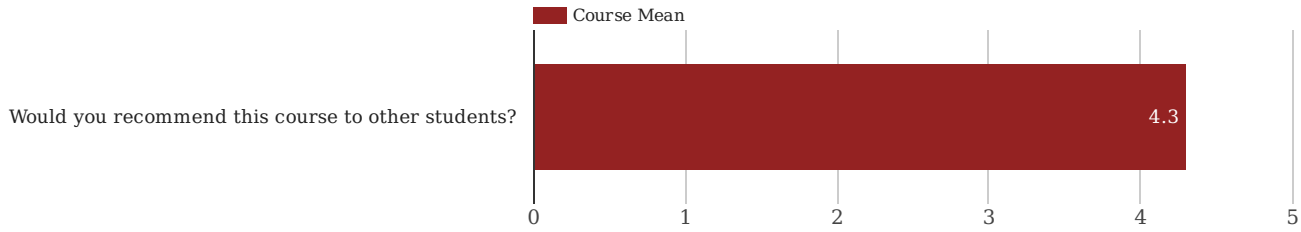
## Overall Quality of the Course



Question	Number of Responses	Response Rate	Course Mean	Course Median	STDEV	5	4	3	2	1	-1
I think that the overall quality of the course was:	15	78%	4.0	4.0	1.0	40%	27%	27%	7%	0%	0%

Note: 5:Excellent; 4:Very Good; 3:Good; 2:Fair; 1:Poor; -1:N/A;

## Feedback for other students:



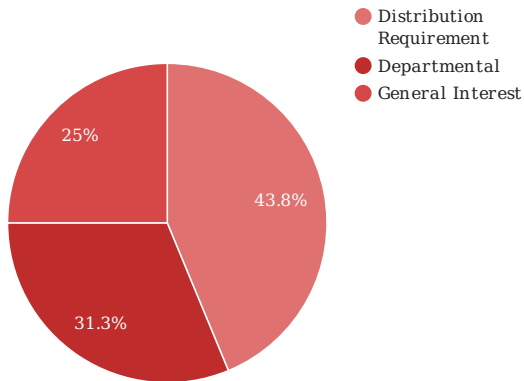
Question	Number of Responses	Response Rate	Course Mean	Course Median	STDEV	5	4	3	2	1
Would you recommend this course to other students?	15	78%	4.3	4.0	0.7	47%	40%	13%	0%	0%

Note: 5:Strongly Recommend; 4:Recommend; 3:Neutral; 2:Recommend Against; 1:Strongly Recommend Against;

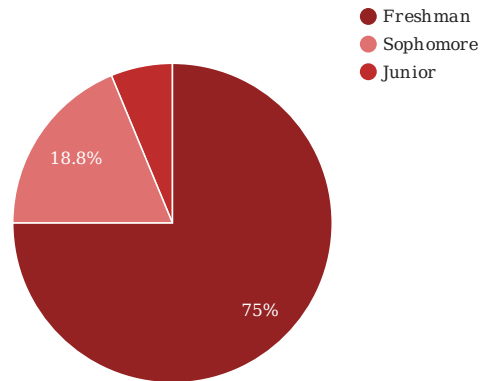
## Demographics

### Demographics

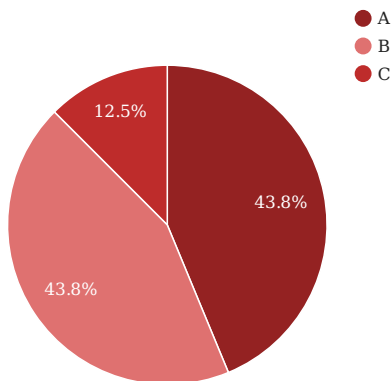
Primary reason for taking this course



Class Year



Expected grade



Percentage of classes you have attended

